

2017

— More Bench —

DL5



Stress-resistant polyurethane foam with differentiated densities and polyester fibre on wood frame. Feet in varnished ash with chromed glides.

Front feet: conical or shaped
Back feet: only conical

More Bench covers are removable.

NOTES:

Production lead time: 8 weeks, available end of September.

Elementi in poliuretano espanso indeformabile a densità differenziate e fibra poliestere con struttura interna in legno. Piedi in frassino verniciato con puntale finale cromato.

Piedi anteriori: conici oppure sagomati
Piedi posteriori: solo conici

More Bench è sfoderabile.

NOTA:

Tempi di produzione: 8 settimane, disponibile da fine settembre.



Recommended fabric hangers

Tirelle e tessuti consigliati

- Dusty Nature **Charcoal**
- Denim
- Velvet Underground **Teddy-Sling**
- Burning Clouds **Silver Grey-Pull up Leather**
- Fabric card 2017
- Divina - Divina MD - Divina Melange

- Hallingdal
- Tonus

Feet colors - Colori piedi



Natural Ash



Indigo Blue



Raw Black



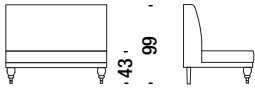
Ash Grey

2 seater element

Elemento 2 posti centrale

L85

5mt. ★9,5m² 1,2m³ 50Kg



H _____
 Q _____
 S _____
 W _____
 Y _____
 T _____
 Z _____

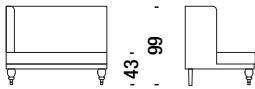


Lateral 2 seat unit left

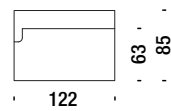
Elemento 2 posti sinistro

L86

5mt. ★9,5m² 1,2m³ 50Kg



H _____
 Q _____
 S _____
 W _____
 Y _____
 T _____
 Z _____

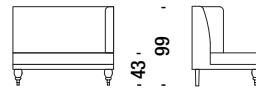


Lateral 2 seat unit right

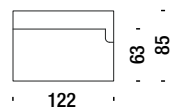
Elemento 2 posti destro

L87

5mt. ★9,5m² 1,2m³ 50Kg



H _____
 Q _____
 S _____
 W _____
 Y _____
 T _____
 Z _____

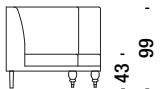


Corner

Angolo

L88

5,5mt. ★10,5m² 1,5m³ 55Kg



H _____
 Q _____
 S _____
 W _____
 Y _____
 T _____
 Z _____

