



Designed by Jorge Pensi. ALTEA OFFICE, consists of comfortable armchairs with three backrest heights. The armchairs are produced with swivel or various fixed legs to allow a broad range of use in offices and meeting-rooms. The swivel armchairs can be equipped with tilt mechanism. His formal identity stands out for its smooth embracing curves and pure lines away from ephemeral forms and created with the intention to last over time and provide an elegant touch at the workspaces.

DESIGNER: Jorge Pensi



Jorge Pensi Design Studio was set up in 1984. Since then the studio has consolidated its position as a global point of reference for contemporary design. Its minimalist and expressive designs have received numerous prizes and awards. Some of its first products, such as the Toledo chair or the Regina lamp, have since become Spanish design icons renowned worldwide. In 1997, Jorge Pensi was awarded the National Design Prize by the Ministry of Industry and Energy and the BCD Foundation for outstanding professional achievement. If there is one thing which defines Jorge Pensi Design Studio's products, it is their timelessness. They constantly seek a balance between poetry and realism, material and space, abstraction and emotion. The aim is to create as many sensations as possible with as few resources as possible, challenging the usual logic in order to establish whether or not it is possible to create something new.

BODY

The body is made with an inner steel frame covered with high density and resilience CMHR mould-injected polyurethane foam. It is available in three heights.

Upholstery: Available in any of the leathers or fabrics of the INCLASS swatch cards and also with fabrics supplied or specified by the customer.



MECHANISMS



Tilting BA001 for ALTEA RA and RA XL:

Tilting mechanism with a forward seat tilt point. Side tension adjustment with 16 turns from minimum to maximum. Five position tilt lock with safety unlocking. It has a seat travel up to 16° of rotation.



Tilting BA002 for ALTEA RB:

Tilting mechanism with tension adjustment. Knee-tilt locking in one work position and seat height adjustment. Tilt angle of the seat up to 16°.

BASES VERSIONS

Four legs base:

The frame is made with 16mm steel tube.

Finishes: Available in thermoset polyester powder coating in any of the colours of the INCLASS swatch cards or in chrome.

Glides: Standard plastic glides for floor protection are included. Plastic glides with felt surface, recommended for hard and delicate surfaces, are available upon request.

Rod sled base:

The frame is made with 12mm solid steel rod.

Finishes: Available in thermoset polyester powder coating in any of the colours of the INCLASS swatch cards or in chrome.

Glides: Standard plastic glides for floor protection are included. Plastic glides with felt surface, recommended for hard and delicate surfaces, are available upon request.

Four star trestle swivel base:

The base is made with 18mm solid rod.

Finishes: Available in thermoset polyester powder coating in any of the colours of the INCLASS swatch cards or in chrome.

Glides: The spokes have adjustable glides.

Sled base:

The frame is made with 22mm steel tube.

Finishes: Available in thermoset polyester powder coating in any of the colours of the INCLASS swatch cards or in chrome.

Glides: Standard plastic glides for floor protection are included.

Chair with five star swivel base on casters:

The base is made with die-cast aluminium with polished finish. Equipped with a swivel pneumatic column to adjust the seat height. It can also be equipped with a multi-block tilt mechanism with tension adjustment.

The base has twin wheel casters with soft tread.

	Height	Seat height	Arm height	Width	Seat width	Depth	Seat depth	Weight (kg)	Fabric (m)
 ALTO010	82	46	67,5	64	47	59	44,5	12	1,8
 ALTO040	82	46	67,5	64	47	62	44,5	10	1,8
 ALTO080	80	44	65,5	62	47	61	44,5	12,5	1,8
 ALTO050	82	46	67,5	61	47	55	44,5	15	1,8
 ALTO055	114,5	47	68,5	68	47	61,5	44,5	16	2,1

METALLIC BASES



Black



White



Aluminum



Chrome



Dark green
RAL 6003



Mustard
RAL 1032



Vison
RAL 1019



Brown
RAL 7006




Grey
RAL 7036




Anthracite
RAL 7043






Red
RAL 3011



Rust brown



Rust grey

	Height	Seat height	Arm height	Width	Seat width	Depth	Seat depth	Weight (kg)	Fabric (m)
 ALTO060GG ALTO070BA	89,5 78,5	52 42	73,5 62,5	70	47	70	44,5	18,5	1,8
 ALTO065GG ALTO075BA	117 110	52,5 42,5	74 64	70	47	70	44,5	19,5	2,1
 ALTO165GG ALTO175BA	132,5 125,5	52,5 42,5	74 64	70	47	70	44,5	21	2,6

CERTIFICATIONS & STANDARDS

- European standard UNE EN 15373:07
- European standard UNE EN 13761:03
- European standard UNE EN 1728:13
- AIDIMA Quality Control Label



- The quality management system of INCLASS is certified in accordance with ISO 9001:2008 in all the design, manufacturing and sales procedures of its products.

- INCLASS production processes are certified according to environmental ISO 14.001:2004 quality standards and are carried out through the reduction of waste and energy consumption in order to minimise any impact on the environment.

WARRANTY

INCLASS MOBLES S.L. guarantees the products of the collection ALTEA OFFICE against any manufacturing and materials defect up to a period of 5 years from the date of the invoice. All damages caused by misuse, accident as well as those having their cause on the lack of proper maintenance are excluded from this warranty. Natural attrition of fabric and upholstery foam is also excluded from this warranty. The customer must prove the date of purchase of the article with the invoice.

INCLASS replace or repair nonconforming products or components taking over the costs without any other liability.