

Superfan,  
Ceiling fan  
by Michael Anastassiades

**kettal**

# Ceiling fan

Designer  
Michael Anastassiades

Collection  
Superfan

Reference  
KSA900100


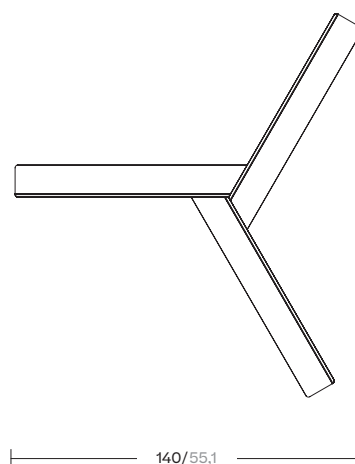
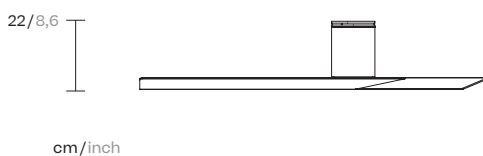
1/5

cm/inch

Superfan is a tri-blade fan whose geometry is simply defined through three angled blades, meeting at the rotating axis.

All design decisions are made to maximise performance and improve efficiency: the angle of the blades, the lightness of the aluminium material and the selection of the motor for accurate speed control and quiet function.

The two fan versions operate with equal efficiency both with and without a pendant, offering flexibility of use for different ceiling heights.



kettal

# Ceiling fan

Designer  
Michael Anastassiades

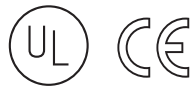
Collection  
Superfan

Reference  
KSA900100

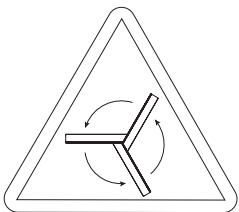
2/5

## Technical info

Fixation	Ceiling
Engine type	Super silence motor BLDC (brushless direct current)
No. of speeds	6-speed selection
IP	44
Voltage	220-240, 2A
Hertz	50/50 Hz
Weight	7,5 kg (16,5 lbs). It must be installed on a structure capable of supporting 30kg (66lbs)
Max. Power consumption	Less than 35W
RPM	?
Type of control included	Remote control / Fan reverse function control
No. of blades	3
Body/Structure	Aluminium



## Warning



Rotating fan blades.

Can cause serious injury or cut.

Keep hands clear.

Safety stop. If something gets in the way of the blades, the fan stops

# Ceiling fan

Designer  
Michael Anastassiades

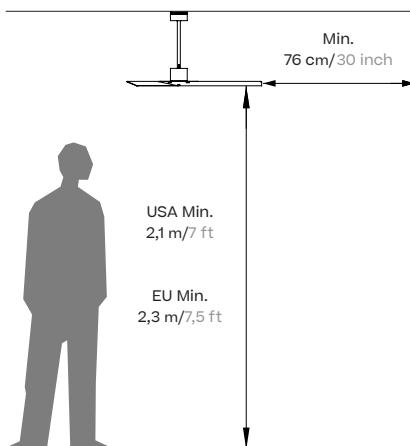
Collection  
Superfan

Reference  
KSA900100

3/5

## Fan location

---



Allow a minimum clearance of 2,1 m (7 ft) for USA and 2,3 m (7,5 ft) for Europe from the floor to the blades and 30 inches (76 cm) from the wall to the end of the blades.

# Ceiling fan

Designer  
Michael Anastassiades

Collection  
Superfan

Reference  
KSA900100

4/5

## Materials

Aluminium  
Antioxy, Heavy Load, Resistant  
En-1421, Kettalize-It, Anti-  
Scratch, Easy Clean, Flame  
Retardant M1, Eco Friendly  
Ecoembes Recycling Process

## Maintenance

Clean with mild soap using  
sponge or cloth. Be gentle  
while cleaning, do not scrub  
aggressively the fabric. Once  
cleaned please make sure you  
remove soap excess.


In case of aggressive stains  
clean with diluted household  
bleach.

Clean stains promptly. The  
longer it remains, more difficult  
will be to remove.

Once cleaned the fabric steam  
iron the fabric. Just use steam,  
be carefull NOT placing the  
iron directly in the fabric it will  
get damage.

## Frame Colour Options

## Terrain Coatings



Slate Stone  
01C




Mysty Smoke  
02C



Ash  
03C



Bone  
04C



Tuff  
05C



Wet Stone  
06C



Sand Dune  
07C



Dry Clay  
08C



Arabica  
09C



Sepia  
19C



Rose Canyon  
16C



Blossom  
20C



Ruby Dust  
18C



Sunset Glow  
17C




Terrarosa  
15C



Terracota  
14C



Amber  
13C




Ginger Root  
12C




Desert Storm  
11C



African Savannah  
10C




Spring Meadow  
28C



Kombu  
29C



Forest Stream  
27C



Sea Moss  
26C




Glacier Ice  
25C




Polar Sky  
24C




Nightfall  
23C



Indigo  
22C



Wild Lupin  
21C



Galena  
33C



Bronze  
30C



Corten  
31C



Manganese  
32C

# Ceiling fan

Designer  
Michael Anastassiades

Collection  
Superfan

Reference  
KSA900100

5/5

## Colour Options

## Aluwood

---



Atlantic White  
Cedar  
930



Western Red  
Cedar  
920



Smoked  
Wenge  
910