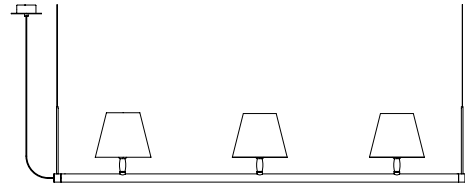


Sistema Fonda

Gabriel Ordeig, 1990

Pendant lamps



In the early 1990s, artist, designer and Santa & Cole founder Gabriel Ordeig Cole was commissioned to design the lighting for a large restaurant – Fonda Europa in Granollers (Barcelona). The aim was to achieve a pleasant, consistent colouration to accompany diners' conversations under excellent lighting. And this was the result that was ultimately implemented. Through the use of segments of one or three shades, and three types of connectors between them (the final part, an intermediate straight connector and a connector at a 90° angle) an entire lighting system is arranged, based on linear tube structures on which varying types of shades may be placed.

The Sistema Fonda, with small and medium-size ribbon, cardboard and white linen shades, all supported by brief ossicles of natural beech, provides extraordinarily lavish lighting and bears a highly contemporary appearance in serving a hugely classical purpose: hanging structures that irradiate light from a recurring array of lamps. A remarkable exercise in amalgamation, conferring all planners with a wealth of freedom.

GENERAL DESCRIPTION

Satin nickel tubular structure with natural beech wood supports for 1 or 3 lampshades.









3 lampshade options: P1, P2 y M1

S&C satin nickel metallic ceiling plate. Suitable for side entry adaptor.

Maximum 1200 W per line (6A). One connection per line.

Junction Box adaptor included Ø 11,7 cm / 4.6" (UL market).

Electric cable length: 3 m / 118.1"

	Stitched beige parchment P1, P2, M1		Terracotta Raw Color ribbon P1, M1
	Natural ribbon P1, P2, M1		Green Raw Color ribbon P1, M1
	Red-amber ribbon P1, M1		Mustard Raw Color ribbon P1, M1
	Black ribbon P1, M1		White linen P2, M1

LIGHT SOURCE

Recommended light sources:

1/3x LED bulb: 10 W

1/3x Compact fluorescent: 20 W

1/3x Incandescent: Máx. 100 W

E27 - E26

(Max. hgt. 115 mm / 4.5")

Light source not included.

Compatible with bulbs of the Energy efficiency class (E.E.C): A++... E.

Suitable only for indoor use.

Always use the light source recommended or equivalent.

Input voltage: 100, 120, 230 Vac.

(50 Hz / 60 Hz). According to destination.

APPROXIMATE WEIGHT (unpacked)

Weight structure for 3 lampshades (without lampshade): 2.7 kg / 5.9 lb

Weight structure for 18 lampshades (without lampshade) 13 kg / 29 lb

REGULATIONS

CE



IP 20

UNE-EN 60598

UNE-EN 55015

UNE-EN 60529



Non-class 2

Dry location only

UL-1598

E-353545

MAINTENANCE

Clean with a smooth cloth. Do not use ammonia, solvents or abrasive cleaning products.

OTHERS

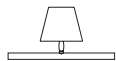
The lamp is delivered in different packages.

The assembly instructions are delivered with the product.

MODELS

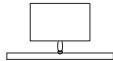
Lampshades

P1



Ø12 x Ø20 x 16 cm
Ø4.7 x Ø7.9 x 6.3"

P2

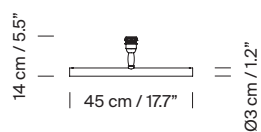
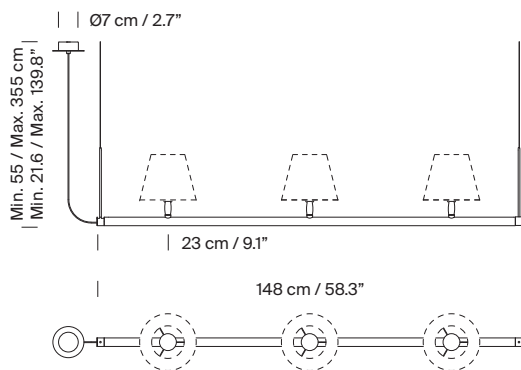


Ø27 x 17 cm
Ø10.6 x 6.7"

M1



Ø15 x Ø25 x 20 cm
Ø5.9 x Ø9.8 x 7.9"



Possible arrangements

