


VELA TABLE XL 300x120x72

By Ramon Esteve



This extensive outdoor furniture and plantpot collection aims to offer the comfort and the quality of interior furniture without losing its original qualities. VELA is a modulate system with an elementary prismatic geometry that bases its singularity in the balance of its proportions. The elements can combine among themselves to integrate into any space. Their precise volumes create the illusion of hovering some centimetres off the floor, and when they are illuminated they are transformed into floating architectures.

View online: <https://www.vondom.com/products/54051>

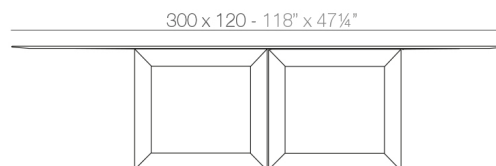
Features

Description

Made of polyethylene resin by rotational moulding. 100% Recyclable. Item suitable for indoor and outdoor use. Available with different finishes and options.

Weight

99.8 Kg



VELA Mesa XL
VELA Table XL

Finishes

BASIC

Ref. 54051

Matt Polyethylene

LACQUERED

Ref. 54051FB

Lacquered Polyethylene

LIGHT

Ref. 54051W

White internally lit unit with LED technology. Available only in matte ice white finish.

RGBW LED DMX

Ref. 54051D

Unit with internal lighting with RGBW LED technology and remote control unit for switching colors. Also controlled by DMX-1024 (wireless), enabling communication between one or more products simultaneously via the DMX transmitter (not included).

RGBW LED BATTERY

Ref. 54051Y

Unit with internal lighting with battery-powered RGBW LED technology. Includes charger and remote control for switching colors and charger. Available only in matte ice white finish.

RGB LED BATTERY

Ref. 54051YB

VELA TABLE 200x100x72

By Ramon Esteve

This extensive outdoor furniture and plantpot collection aims to offer the comfort and the quality of interior furniture without losing its original qualities. VELA is a modulate system with an elementary prismatic geometry that bases its singularity in the balance of its proportions. The elements can combine among themselves to integrate into any space. Their precise volumes create the illusion of hovering some centimetres off the floor, and when they are illuminated they are transformed into floating architectures.

View online: <https://www.vondom.com/products/54050>



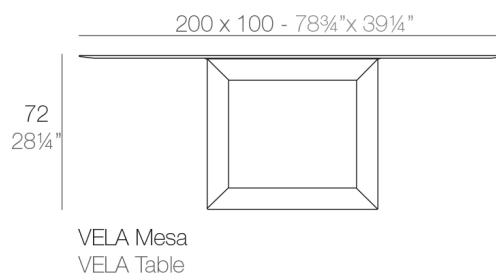
Features

Description

Made of polyethylene resin by rotational moulding. 100% Recyclable. Item suitable for indoor and outdoor use. Available in different finishes.

Weight

82.6 Kg



Finishes

BASIC

Ref. 54050

Matt Polyethylene

LACQUERED

Ref. 54050FB

Lacquered Polyethylene

LIGHT

Ref. 54050WB

White internally lit unit with LED technology. Available only in matte ice white finish.

RGBW LED DMX

Ref. 54050D

Unit with internal lighting with RGBW LED technology and remote control unit for switching colors. Also controlled by DMX-1024 (wireless), enabling communication between one or more products simultaneously via the DMX transmitter (not included).

RGB LED BATTERY

Ref. 54050YB

Matt polyethylene. Includes cordless RGB LED ambient light with rechargeable batteries, operated by remote control.

RGBW LED BATTERY

Ref. 54050Y

















































Unit with internal lighting with battery-powered RGBW LED

RGBW LED

Matt polyethylene. Includes cordless RGB LED ambient light with rechargeable batteries, operated by remote control.

Ref. 54051L

Unit with internal lighting with RGBW LED technology and remote control unit for switching colors. Available only in matte ice white finish. Remote control included.




























































COLOR	BASIC	LACQUERED / LACADO	LUZ
ICE			
WHITE			
BLACK			
BRONZE			
STEEL			
ANTHRACITE			
RED			
PISTACHIO			
ORANGE			
KHAKI			
NAVY			
PLUM			
TAUPE			
ECRU			
BEIGE			
CHAMPAGNE			

RGBW LED

technology. Includes charger and remote control for switching colors and charger. Available only in matte ice white finish.

Ref. 54050L

Unit with internal lighting with RGBW LED technology and remote control unit for switching colors. Available only in matte ice white finish. Remote control included.

COLOR	BASIC	LACQUERED / LACADO	LUZ	BASICBATTERY
ICE				
WHITE				
BLACK				
BRONZE				
STEEL				
ANTHRACITE				
RED				
PISTACHIO				
ORANGE				
KHAKI				
NAVY				
PLUM				
TAUPE				
ECRU				
BEIGE				
CHAMPAGNE	