

Il Colonnato  
Marble dining table  
140 x 140  
4 legs,  
by Mario Bellini

**kettal**

# Marble dining table 140 x 140 4 legs

Designer  
Mario Bellini

Collection  
Il Colonnato

Reference  
KSA1-016-00

1/2

In this project, Mario Bellini took his inspiration from a basic elemental structure in architecture. His design emulated the colonnade of classical architecture, in which a sequence of columns supports a portico, in this case a table top. The base is a visually closed volume, despite being materially open. When seen from a different viewpoint, perception changes completely, as the columns no longer overlap and the space appears empty.

cm/inch

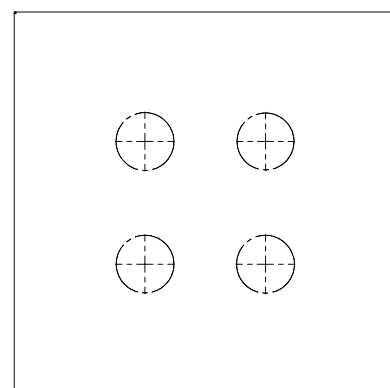
76,2/30  
73,7/29

36,9/14,5

cm/inch

140/55,1

36,9/14,5



kettal

# Marble dining table 140 x 140 5 legs

Designer  
Mario Bellini

Collection  
Il Colonnato

Reference  
KSA1-013-00

1/2

In this project, Mario Bellini took his inspiration from a basic elemental structure in architecture. His design emulated the colonnade of classical architecture, in which a sequence of columns supports a portico, in this case a table top. The base is a visually closed volume, despite being materially open. When seen from a different viewpoint, perception changes completely, as the columns no longer overlap and the space appears empty.

cm/inch

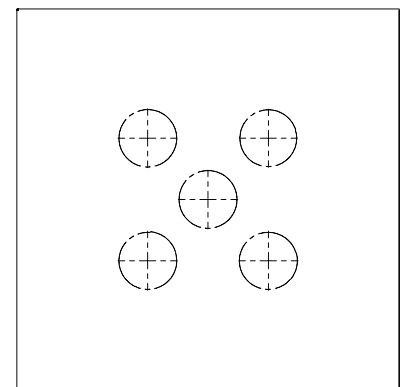
76,2/30  
73,7/29

36,9/14,5

cm/inch

140/55,1

36,9/14,5



kettal

# Marble dining table 140 x 140 4 legs

Designer  
Mario Bellini

Collection  
Il Colonnato

Reference  
KSA1-016-00

2/2

## Materials

---

Marble  
Antioxy, Mold resistant, Easy  
Clean, Restist U.V., X-Temperature

## Colour Options

---

Marble



Marble  
079

## Other Characteristics

---



Adjustable Legs

## Maintenance

---

Clean with mild soap using  
sponge or cloth. Be gentle  
while cleaning, do not scrub  
aggressively the fabric. Once  
cleaned please make sure you  
remove soap excess.

In case of aggressive stains  
clean with diluted household  
bleach.

Clean stains promptly. The  
longer it remains, more difficult  
will be to remove.

Once cleaned the fabric steam  
iron the fabric. Just use steam,  
be carefull NOT placeing the  
iron directly in the fabric it will  
get damage.

# Minera stone dining table 140 x 140 5 legs

Designer  
Mario Bellini

Collection  
Il Colonnato

Reference  
KSA1-007-00

1/2

In this project, Mario Bellini took his inspiration from a basic elemental structure in architecture. His design emulated the colonnade of classical architecture, in which a sequence of columns supports a portico, in this case a table top. The base is a visually closed volume, despite being materially open. When seen from a different viewpoint, perception changes completely, as the columns no longer overlap and the space appears empty.

cm/inch

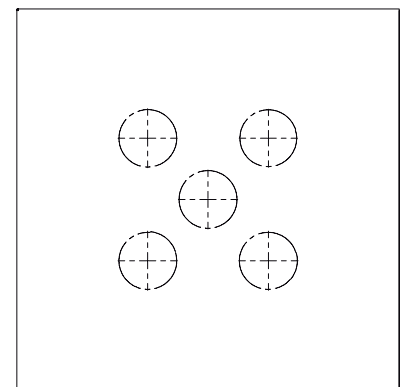
76,2/30  
73,7/29

36,9/14,5

cm/inch

140/55,1

36,9/14,5



kettal

# Minera stone dining table 140 x 140 5 legs

Designer  
Mario Bellini

Collection  
Il Colonnato

Reference  
KSA1-007-00

2/2

## Materials


Minera Stone  
Water repellent

## Colour Options


## Minera Stone




Antique Rose  
MI3



Atlas  
MI4



Red Fort  
MI6



Stoneware  
MI7

## Other Characteristics



Adjustable Legs

## Maintenance

Clean with mild soap using sponge or cloth. Be gentle while cleaning, do not scrub aggressively the fabric. Once cleaned please make sure you remove soap excess.

In case of aggressive stains clean with diluted household bleach.

Clean stains promptly. The longer it remains, more difficult will be to remove.

Once cleaned the fabric steam iron the fabric. Just use steam, be carefull NOT placeing the iron directly in the fabric it will get damage.

kettal

# Minera stone dining table 140 x 140 4 legs

Designer  
Mario Bellini

Collection  
Il Colonnato

Reference  
KSA1-010-00

1/2

In this project, Mario Bellini took his inspiration from a basic elemental structure in architecture. His design emulated the colonnade of classical architecture, in which a sequence of columns supports a portico, in this case a table top. The base is a visually closed volume, despite being materially open. When seen from a different viewpoint, perception changes completely, as the columns no longer overlap and the space appears empty.

cm/inch

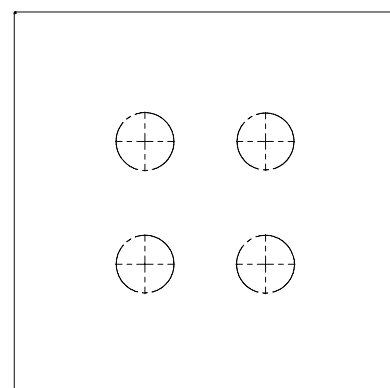
76,2/30  
73,7/29

36,9/14,5

cm/inch

140/55,1

36,9/14,5



kettal

# Minera stone dining table 140 x 140 4 legs

Designer  
Mario Bellini

Collection  
Il Colonnato

Reference  
KSA1-010-00

2/2

## Materials

---


Minera Stone  
Water repellent

## Colour Options


---

## Minera Stone


---




Antique Rose  
MI3



Atlas  
MI4



Red Fort  
MI6



Stoneware  
MI7

## Other Characteristics

---



Adjustable Legs

## Maintenance

---

Clean with mild soap using sponge or cloth. Be gentle while cleaning, do not scrub aggressively the fabric. Once cleaned please make sure you remove soap excess.

In case of aggressive stains clean with diluted household bleach.

Clean stains promptly. The longer it remains, more difficult will be to remove.

Once cleaned the fabric steam iron the fabric. Just use steam, be carefull NOT placeing the iron directly in the fabric it will get damage.

kettal

# Teak

## dining table

140 x 140  
5 legs

Designer  
Mario Bellini

Collection  
Il Colonnato

Reference  
KSA1-001-00

1/2

In this project, Mario Bellini took his inspiration from a basic elemental structure in architecture. His design emulated the colonnade of classical architecture, in which a sequence of columns supports a portico, in this case a table top. The base is a visually closed volume, despite being materially open. When seen from a different viewpoint, perception changes completely, as the columns no longer overlap and the space appears empty.

cm/inch

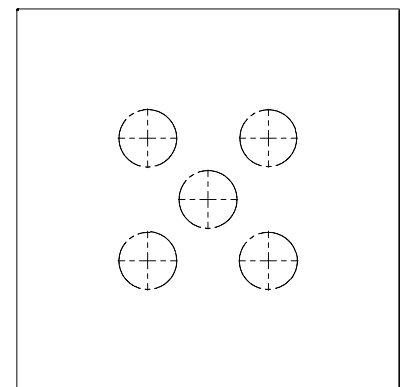
76,2/30  
73,7/29

36,9/14,5

cm/inch

140/55,1

36,9/14,5



kettal

# Teak

## dining table

### 140 x 140

### 5 legs

Designer  
Mario Bellini

Collection  
Il Colonnato

Reference  
KSA1-001-00

2/2

#### Materials


---

Teak  
Teak A-Grade, Eco Friendly  
Oeko-Tek

#### Colour Options

---

#### Teak



Teak

#### Other Characteristics

---



Adjustable Legs

#### Maintenance

---

Clean with mild soap using sponge or cloth. Be gentle while cleaning, do not scrub aggressively the fabric. Once cleaned please make sure you remove soap excess.

In case of aggressive stains clean with diluted household bleach.

Clean stains promptly. The longer it remains, more difficult will be to remove.

Once cleaned the fabric steam iron the fabric. Just use steam, be carefull NOT placeing the iron directly in the fabric it will get damage.

# Teak

## dining table

140 x 140  
4 legs

Designer  
Mario Bellini

Collection  
Il Colonnato

Reference  
KSA1-004-00

1/2

In this project, Mario Bellini took his inspiration from a basic elemental structure in architecture. His design emulated the colonnade of classical architecture, in which a sequence of columns supports a portico, in this case a table top. The base is a visually closed volume, despite being materially open.

When seen from a different viewpoint, perception changes completely, as the columns no longer overlap and the space appears empty.

cm/inch

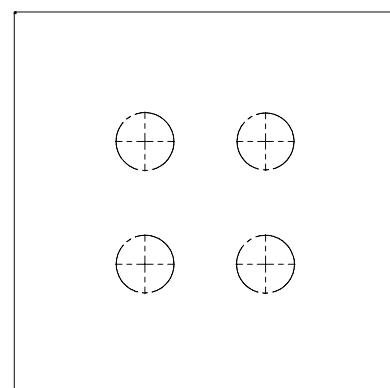
76,2/30  
73,7/29

36,9/14,5

cm/inch

140/55,1

36,9/14,5



kettal

# Teak

## dining table

### 140 x 140

### 4 legs

Designer  
Mario Bellini

Collection  
Il Colonnato

Reference  
KSA1-004-00

2/2

#### Materials


---

Teak  
Teak A-Grade, Eco Friendly  
Oeko-Tek

#### Colour Options

---

#### Teak



Teak

#### Other Characteristics

---



Adjustable Legs

#### Maintenance

---

Clean with mild soap using sponge or cloth. Be gentle while cleaning, do not scrub aggressively the fabric. Once cleaned please make sure you remove soap excess.

In case of aggressive stains clean with diluted household bleach.

Clean stains promptly. The longer it remains, more difficult will be to remove.

Once cleaned the fabric steam iron the fabric. Just use steam, be carefull NOT placeing the iron directly in the fabric it will get damage.