

Il Colonnato
Marble dining table
280 x 140
8 legs,
by Mario Bellini

kettal

Marble dining table 280 x 140 8 legs

Designer
Mario Bellini

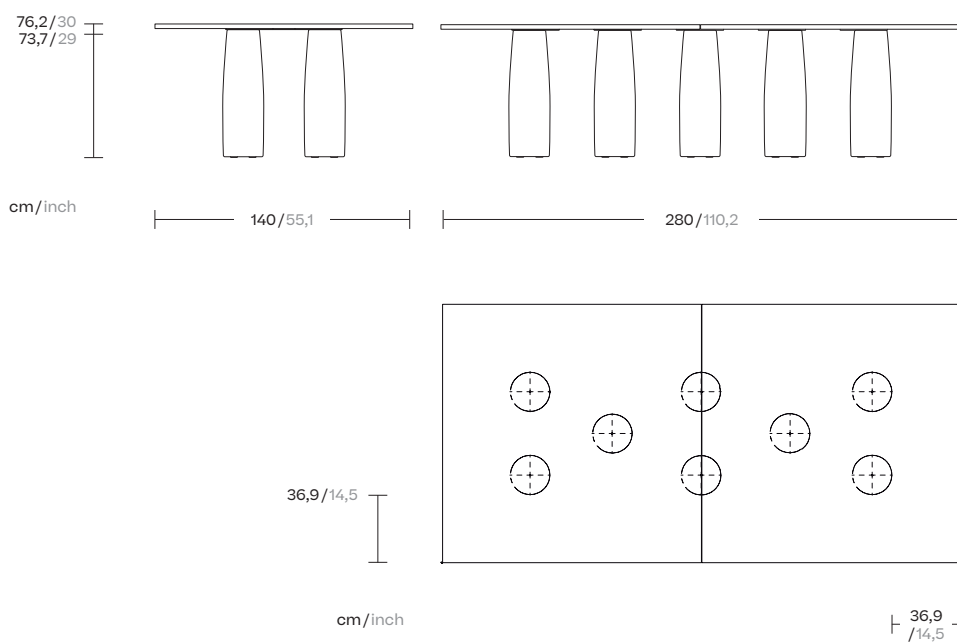
Collection
Il Colonnato

Reference
KSA1-014-00

1/2

In this project, Mario Bellini took his inspiration from a basic elemental structure in architecture. His design emulated the colonnade of classical architecture, in which a sequence of columns supports a portico, in this case a table top. The base is a visually closed volume, despite being materially open.

When seen from a different viewpoint, perception changes completely, as the columns no longer overlap and the space appears empty.



kettal

Marble dining table 280 x 140 8 legs

Designer
Mario Bellini

Collection
Il Colonnato

Reference
KSA1-014-00

2/2

Materials

Marble
Antioxy, Mold resistant, Easy
Clean, Restist U.V., X-Temperature

Colour Options

Marble



Marble
079

Other Characteristics



Adjustable Legs

Maintenance

Clean with mild soap using
sponge or cloth. Be gentle
while cleaning, do not scrub
aggressively the fabric. Once
cleaned please make sure you
remove soap excess.

In case of aggressive stains
clean with diluted household
bleach.

Clean stains promptly. The
longer it remains, more difficult
will be to remove.

Once cleaned the fabric steam
iron the fabric. Just use steam,
be carefull NOT placeing the
iron directly in the fabric it will
get damage.

kettal

Marble dining table 280 x 140 6 legs

Designer
Mario Bellini

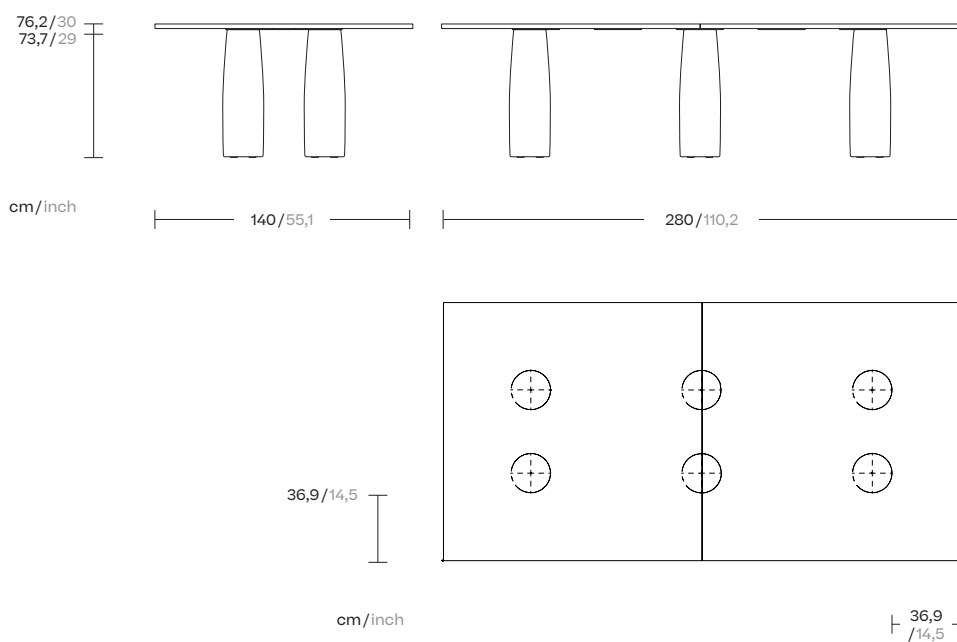
Collection
Il Colonnato

Reference
KSA1-017-00

1/2

In this project, Mario Bellini took his inspiration from a basic elemental structure in architecture. His design emulated the colonnade of classical architecture, in which a sequence of columns supports a portico, in this case a table top. The base is a visually closed volume, despite being materially open.

When seen from a different viewpoint, perception changes completely, as the columns no longer overlap and the space appears empty.



kettal

Marble dining table 280 x 140 6 legs

Designer
Mario Bellini

Collection
Il Colonnato

Reference
KSA1-017-00

2/2

Materials

Marble
Antioxy, Mold resistant, Easy
Clean, Restist U.V., X-Temperature

Colour Options

Marble



Marble
079

Other Characteristics



Adjustable Legs

Maintenance

Clean with mild soap using
sponge or cloth. Be gentle
while cleaning, do not scrub
aggressively the fabric. Once
cleaned please make sure you
remove soap excess.

In case of aggressive stains
clean with diluted household
bleach.

Clean stains promptly. The
longer it remains, more difficult
will be to remove.

Once cleaned the fabric steam
iron the fabric. Just use steam,
be carefull NOT placeing the
iron directly in the fabric it will
get damage.

Teak

dining table

280 x 140

6 legs

Designer
Mario Bellini

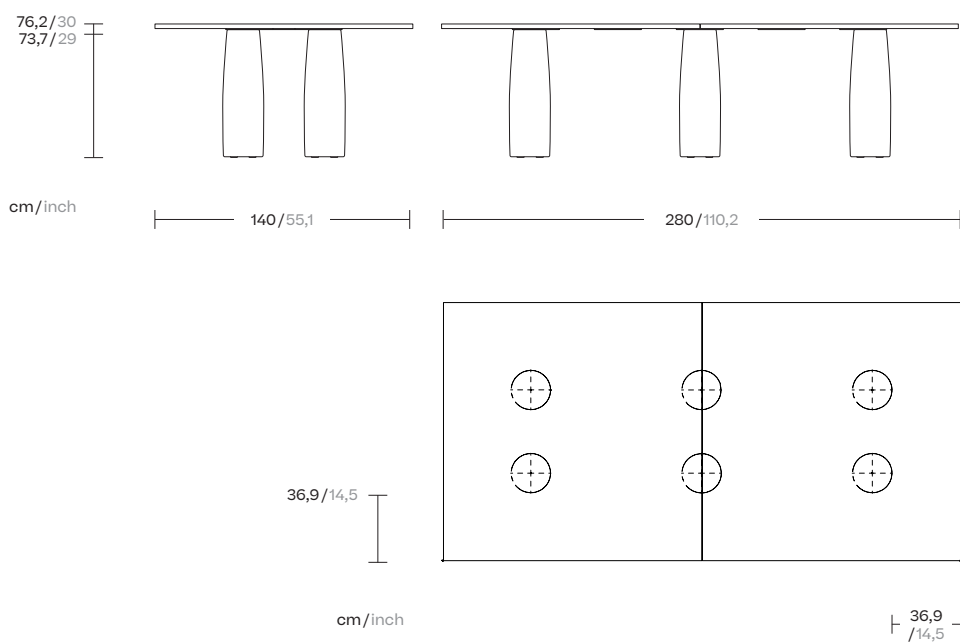
Collection
Il Colonnato

Reference
KSA1-005-00

1/2

In this project, Mario Bellini took his inspiration from a basic elemental structure in architecture. His design emulated the colonnade of classical architecture, in which a sequence of columns supports a portico, in this case a table top. The base is a visually closed volume, despite being materially open.

When seen from a different viewpoint, perception changes completely, as the columns no longer overlap and the space appears empty.



kettal

Teak

dining table

280 x 140

6 legs

Designer
Mario Bellini

Collection
Il Colonnato

Reference
KSA1-005-00

2/2

Materials

Teak
Teak A-Grade, Eco Friendly
Oeko-Tek

Colour Options

Teak



Teak

Other Characteristics



Adjustable Legs

Maintenance

Clean with mild soap using sponge or cloth. Be gentle while cleaning, do not scrub aggressively the fabric. Once cleaned please make sure you remove soap excess.

In case of aggressive stains clean with diluted household bleach.

Clean stains promptly. The longer it remains, more difficult will be to remove.

Once cleaned the fabric steam iron the fabric. Just use steam, be carefull NOT placeing the iron directly in the fabric it will get damage.

Minera stone dining table 280 x 140 8 legs

Designer
Mario Bellini

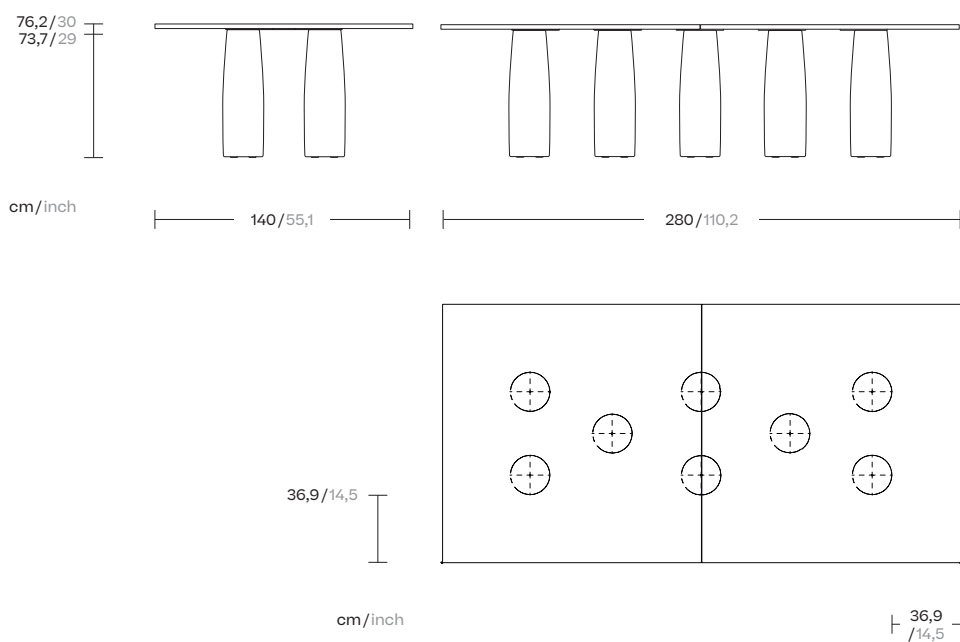
Collection
Il Colonnato

Reference
KSA1-008-00

1/2

In this project, Mario Bellini took his inspiration from a basic elemental structure in architecture. His design emulated the colonnade of classical architecture, in which a sequence of columns supports a portico, in this case a table top. The base is a visually closed volume, despite being materially open.

When seen from a different viewpoint, perception changes completely, as the columns no longer overlap and the space appears empty.



kettal

Minera stone dining table 280 x 140 8 legs

Designer
Mario Bellini

Collection
Il Colonnato

Reference
KSA1-008-00

2/2

Materials

Minera Stone
Water repellent

Colour Options


Minera Stone




Antique Rose
MI3



Atlas
MI4



Red Fort
MI6



Stoneware
MI7

Other Characteristics



Adjustable Legs

Maintenance

Clean with mild soap using sponge or cloth. Be gentle while cleaning, do not scrub aggressively the fabric. Once cleaned please make sure you remove soap excess.

In case of aggressive stains clean with diluted household bleach.

Clean stains promptly. The longer it remains, more difficult will be to remove.

Once cleaned the fabric steam iron the fabric. Just use steam, be carefull NOT placeing the iron directly in the fabric it will get damage.

kettal

Minera stone dining table 280 x 140 8 legs

Designer
Mario Bellini

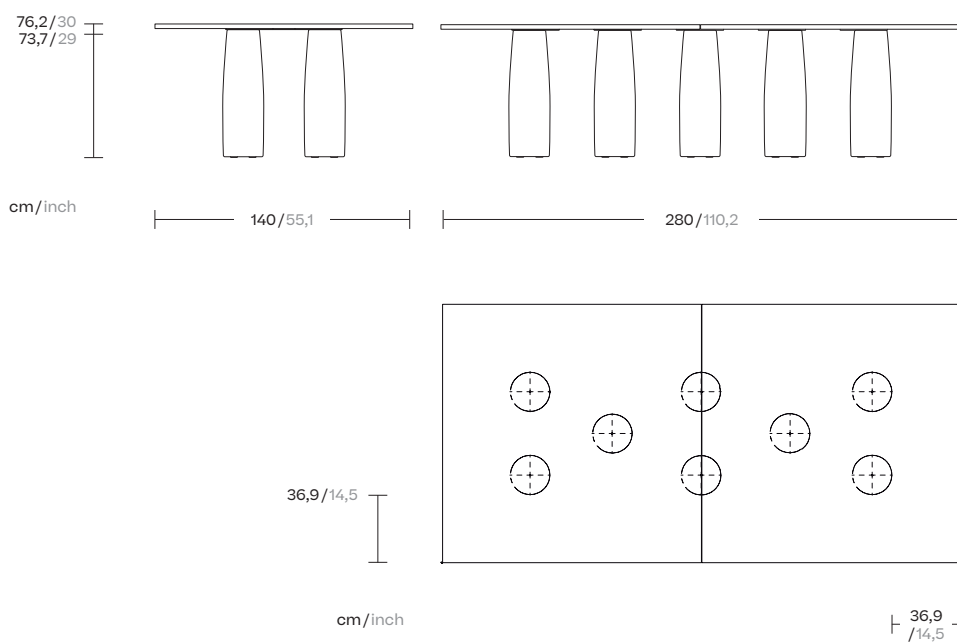
Collection
Il Colonnato

Reference
KSA1-008-00

1/2

In this project, Mario Bellini took his inspiration from a basic elemental structure in architecture. His design emulated the colonnade of classical architecture, in which a sequence of columns supports a portico, in this case a table top. The base is a visually closed volume, despite being materially open.

When seen from a different viewpoint, perception changes completely, as the columns no longer overlap and the space appears empty.



kettal

Minera stone dining table 280 x 140 8 legs

Designer
Mario Bellini

Collection
Il Colonnato

Reference
KSA1-008-00

2/2

Materials

Minera Stone
Water repellent

Colour Options

Minera Stone




Antique Rose
MI3



Atlas
MI4



Ocher
MI5



Red Fort
MI6



Stoneware
MI7

Other Characteristics



Adjustable Legs

Maintenance

Clean with mild soap using sponge or cloth. Be gentle while cleaning, do not scrub aggressively the fabric. Once cleaned please make sure you remove soap excess.

In case of aggressive stains clean with diluted household bleach.

Clean stains promptly. The longer it remains, more difficult will be to remove.

Once cleaned the fabric steam iron the fabric. Just use steam, be carefull NOT placeing the iron directly in the fabric it will get damage.

kettal

Minera stone dining table 280 x 140 6 legs

Designer
Mario Bellini

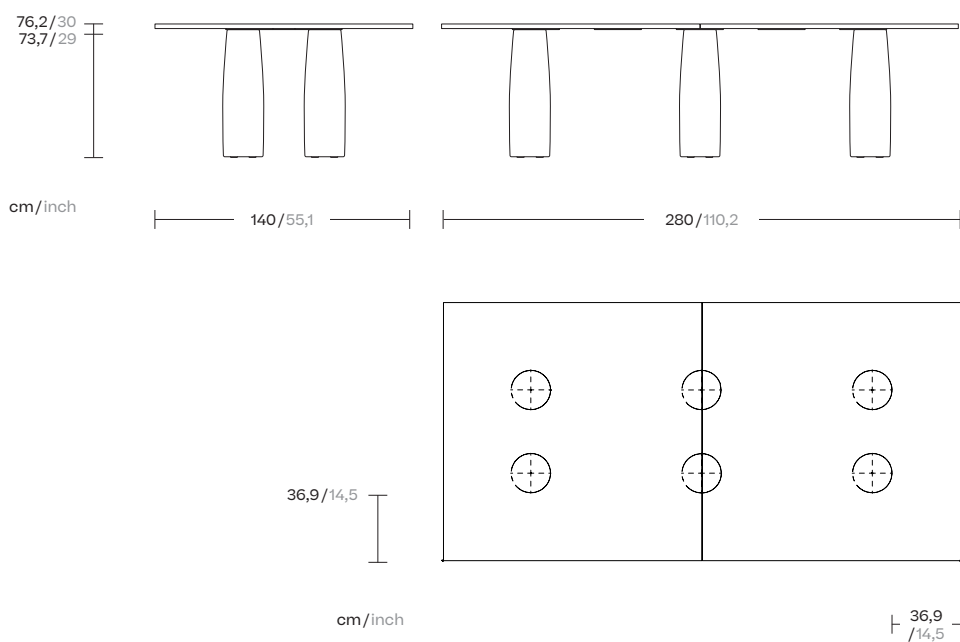
Collection
Il Colonnato

Reference
KSA1-011-00

1/2

In this project, Mario Bellini took his inspiration from a basic elemental structure in architecture. His design emulated the colonnade of classical architecture, in which a sequence of columns supports a portico, in this case a table top. The base is a visually closed volume, despite being materially open.

When seen from a different viewpoint, perception changes completely, as the columns no longer overlap and the space appears empty.



kettal

Minera stone dining table 280 x 140 6 legs

Designer
Mario Bellini

Collection
Il Colonnato

Reference
KSA1-011-00

2/2

Materials

Minera Stone
Water repellent

Other Characteristics



Adjustable Legs

Colour Options

Minera Stone




Antique Rose
MI3



Atlas
MI4



Ocher
MI5



Red Fort
MI6



Stoneware
MI7

Maintenance

Clean with mild soap using sponge or cloth. Be gentle while cleaning, do not scrub aggressively the fabric. Once cleaned please make sure you remove soap excess.

In case of aggressive stains clean with diluted household bleach.

Clean stains promptly. The longer it remains, more difficult will be to remove.

Once cleaned the fabric steam iron the fabric. Just use steam, be carefull NOT placeing the iron directly in the fabric it will get damage.

kettal